

2020

NEW Q4

Our product portfolio is constantly growing.

Discover exciting new products at a glance since the publication of the Wentronic product range.

CONTENT

TV & SAT

MOUNTS – TV - FIXED	2-4
MOUNTS – TV - TILT	4-6
MOUNTS – TV - FULLMOTION	7-10
MOUNTS – SPEAKER MOUNTS	11

AUDIO/VIDEO

HDMI – CABLE	12
--------------	----

TAB & PHONE

CHARGERS – FOR WALL SOCKETS	13
-----------------------------	----

NOTEBOOK & PC


USB-C – USB-C™ 3.1 GEN.1	14
BAGS & BACKPACKS – BACKPACKS	15

NETWORK

CAT 6 PATCH CABLES – PATCH CABLES, ANGLED	16
CAT 6A PATCH CABLES – PATCH CABLES, ANGLED	17

BATTERIES

STANDARD CELLS – ALKALINE	18
CHARGERS	19

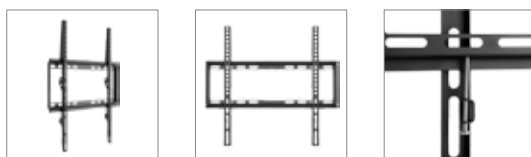


Goobay Basic

TV wall mount Basic FIXED (M)

for TVs from 32" to 55" (81-140 cm) up to 35 kg

- The extremely flat wallmount keeps the TV elegantly flat and space-saving on the wall with only 20.5 mm.
- The open frame structure supports ventilation of the TV and allows access to the rear connections.
- suitable wall bracket for most flat and curved televisions of all popular brands (e.g. Samsung (also QLED and LED), Sony, Philips, LG) and sizes (e.g. 32", 40", 43", 49", 50", 55")
- Easy mounting and compatible with VESA standards 200x200, 300x300, 400x200, 400x400.



49730 Retail Box

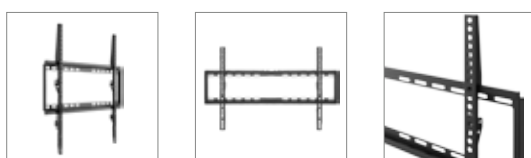


Goobay Basic

TV wall mount Basic FIXED (L)

for TVs from 37" to 70" (94-178 cm) to 35 kg

- The extremely flat wallmount keeps the TV elegantly flat and space-saving on the wall with only 20.5 mm.
- The open frame structure supports ventilation of the TV and allows access to the rear connections.
- suitable wall bracket for most flat and curved TVs of all popular brands (e.g. Samsung (also QLED and LED), Sony, Philips, LG) and sizes (e.g. 40", 43", 49", 50", 55", 58", 65")
- Easy mounting and compatible with VESA standards 200x200, 300x300, 400x200, 400x400, 600x400.



49732 Retail Box

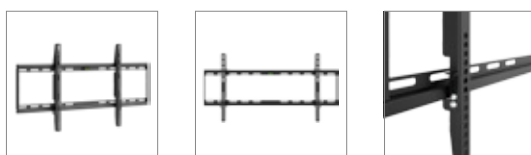


Goobay Basic

TV wall mount Basic FIXED (XL)


for TVs from 43" to 100" (109-254 cm) to 75 kg

- The extremely flat wallmount keeps the TV elegantly flat and space-saving on the wall with only 30 mm.
- The open frame structure supports ventilation of the TV and allows access to the rear connections.
- The integrated spirit level ensures easy alignment of the installation.
- suitable wall bracket for most flat and curved televisions of all popular brands (e.g. Samsung (also QLED and LED), Sony, Philips, LG) and sizes (e.g. 50", 55", 58", 65", 75", 85")
- Easy mounting and compatible with VESA standards 200x200, 300x300, 400x200, 400x400, 600x400, 800x400.



49742 Retail Box





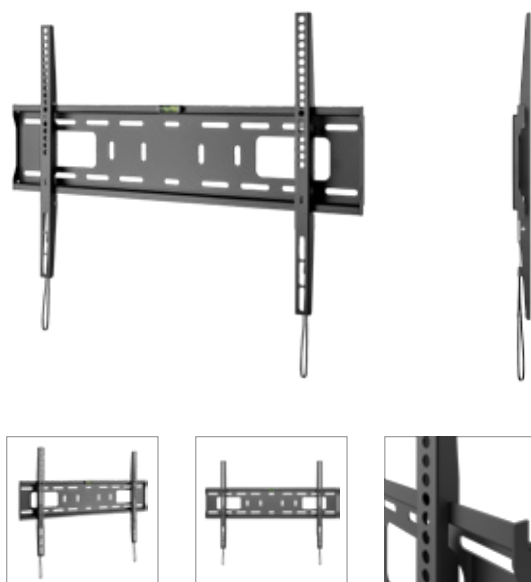
Goobay Pro

TV wall mount Pro FIXED (M)

for TVs from 32" to 55" (81-140 cm) up to 50 kg

- The extremely flat wallmount keeps the TV elegantly flat and space-saving on the wall with only 25 mm.
- Automatic Click-in & Easy Release - The mounting aid with spring lock for secure snap-in and release when hanging up the TV (no locking screws that have to be fixed manually) makes installation child's play.
- The integrated spirit level ensures easy alignment of the installation.
- suitable wall bracket for most flat and curved televisions of all popular brands (e.g. Samsung (also QLED and LED), Sony, Philips, LG) and sizes (e.g. 32", 40", 43", 49", 50", 55")
- Easy mounting and compatible with VESA standards 200x200, 300x300, 400x200, 400x400.

49890 Retail Box



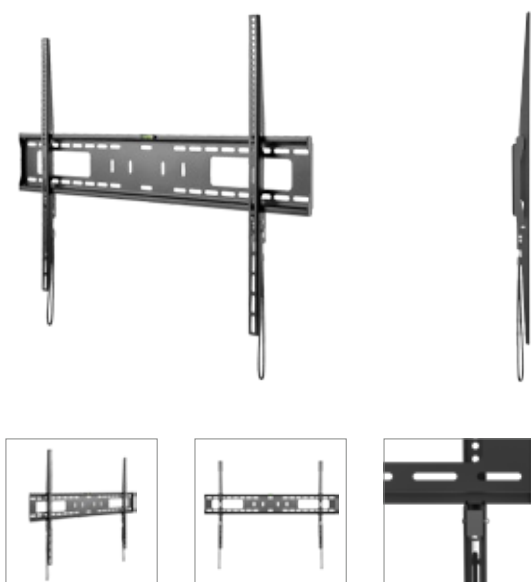
Goobay Pro

TV wall mount Pro FIXED (L)

for TV sets from 37" to 70" (94-178 cm) up to 50 kg

- The extremely flat wallmount keeps the TV elegantly flat and space-saving on the wall with only 25 mm.
- Automatic Click-in & Easy Release - The mounting aid with spring lock for secure snap-in and release when hanging up the TV (no locking screws that have to be fixed manually) makes installation child's play.
- The integrated spirit level ensures easy alignment of the installation.
- suitable wall bracket for most flat and curved TVs of all popular brands (e.g. Samsung (also QLED and LED), Sony, Philips, LG) and sizes (e.g. 40", 43", 49", 50", 55", 58", 65")
- Easy mounting and compatible with VESA standards 200x200, 300x300, 400x200, 400x400, 600x400.

49891 Retail Box



Goobay Pro

TV wall mount Pro FIXED (XL)

for TVs from 43" to 100" (109-254 cm) to 75 kg

- The extremely flat wallmount keeps the TV elegantly flat and space-saving on the wall with only 30.5 mm.
- Automatic Click-in & Easy Release - The mounting aid with spring lock for secure snap-in and release when hanging up the TV (no locking screws that have to be fixed manually) makes installation child's play.
- The integrated spirit level ensures easy alignment of the installation.
- suitable wall bracket for most flat and curved televisions of all popular brands (e.g. Samsung (also QLED and LED), Sony, Philips, LG) and sizes (e.g. 50", 55", 58", 65", 75", 85")
- Easy mounting and compatible with VESA standards 200x200, 300x200, 300x300, 400x200, 400x300, 400x400, 600x400, 600x600, 800x600, 900x600.

49892 Retail Box





Goobay OLED

TV wall mount OLED FIXED (L)

especially for OLED TVs from 37" to 70" (94-178 cm) up to 50 kg

- The extremely flat wallmount keeps the TV elegantly flat and space-saving on the wall with only 17 mm.
- Installation is getting easy by the innovative slide-in design and easy access to the mounted cabling.
- Easy mounting and compatible with VESA standards 200x100, 200x200, 300x200, 300x300, 400x200, 400x300, 400x400, 600x400.



49949 Retail Box



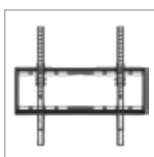


Goobay Basic

TV wall mount Basic TILT (M)

for TVs from 32" to 55" (81-140 cm), tiltable up to 35 kg

- The flat wallmount keeps the TV elegantly flat and space-saving on the wall with only 20.5 mm and can also be tilted up to 8°.
- The open frame structure supports ventilation of the TV and allows access to the rear connections.
- suitable wall bracket for most flat and curved televisions of all popular brands (e.g. Samsung (also QLED and LED), Sony, Philips, LG) and sizes (e.g. 32", 40", 43", 49", 50", 55")
- Easy mounting and compatible with VESA standards 200x200, 300x300, 400x200, 400x400.



49731 Retail Box

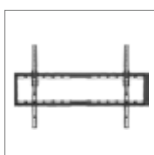


Goobay Basic

TV wall mount Basic TILT (L)

for TVs from 37" to 70" (94-178 cm), tiltable up to 35 kg

- The flat wallmount keeps the TV elegantly flat and space-saving on the wall with only 20.5 mm and can also be tilted up to 8°.
- The open frame structure supports ventilation of the TV and allows access to the rear connections.
- suitable wall bracket for most flat and curved TVs of all popular brands (e.g. Samsung (also QLED and LED), Sony, Philips, LG) and sizes (e.g. 40", 43", 49", 50", 55", 58", 65")
- Easy mounting and compatible with VESA standards 200x200, 300x300, 400x200, 400x400, 600x400.



49741 Retail Box

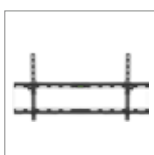
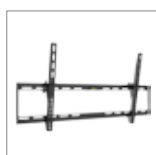


Goobay Basic

TV wall mount Basic TILT (XL)

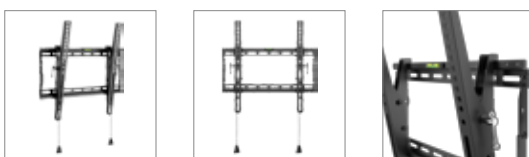
for TVs from 43" to 100" (109-254 cm), tiltable up to 75 kg

- The flat wallmount keeps the TV elegantly flat and space-saving on the wall with only 45 mm and can also be tilted up to 10°.
- The open frame structure supports ventilation of the TV and allows access to the rear connections.
- The integrated spirit level ensures easy alignment of the installation.
- suitable wall bracket for most flat and curved televisions of all popular brands (e.g. Samsung (also QLED and LED), Sony, Philips, LG) and sizes (e.g. 50", 55", 58", 65", 75", 85")
- Easy mounting and compatible with VESA standards 200x200, 300x300, 400x200, 400x400, 600x400, 800x400.



49743 Retail Box





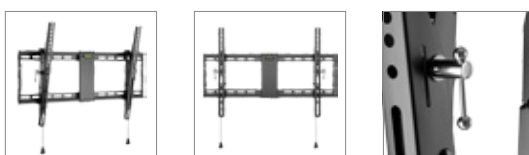
Goobay Pro

TV wall mount Pro TILT (M)

for TVs from 43" to 100" (109-254 cm) to 75 kg

- The flat wallmount keeps the TV elegantly flat and space-saving on the wall with only 49 mm and can also be tilted up to 12°.
- Automatic Click-in & Easy Release - The mounting aid with spring lock for secure snap-in and release when hanging up the TV (no locking screws that have to be fixed manually) makes installation child's play.
- The integrated spirit level ensures easy alignment of the installation.
- suitable wall bracket for most flat and curved televisions of all popular brands (e.g. Samsung (also QLED and LED), Sony, Philips, LG) and sizes (e.g. 32", 40", 43", 49", 50", 55")
- Easy mounting and compatible with VESA standards 75x75, 100x100, 100x150, 150x100, 150x150, 200x100, 100x200, 200x200, 300x200, 300x300, 400x200, 400x300, 400x400.

49909 Retail Box



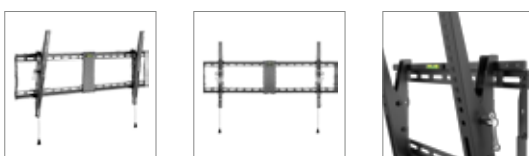
Goobay Pro

TV wall mount Pro TILT (L)

for TVs from 37" to 70" (94-178 cm), tiltable up to 70 kg

- The flat wallmount keeps the TV elegantly flat and space-saving on the wall with only 49 mm and can also be tilted up to 12°.
- Automatic Click-in & Easy Release - The mounting aid with spring lock for secure snap-in and release when hanging up the TV (no locking screws that have to be fixed manually) makes installation child's play.
- The integrated spirit level ensures easy alignment of the installation.
- suitable wall bracket for most flat and curved TVs of all popular brands (e.g. Samsung (also QLED and LED), Sony, Philips, LG) and sizes (e.g. 40", 43", 49", 50", 55", 58", 65")
- Easy mounting and compatible with VESA standards 200x200, 300x200, 300x300, 400x200, 400x300, 400x400, 600x400.

49929 Retail Box



Goobay Pro

TV wall mount Pro TILT (XL)

for TVs from 43" to 100" (109-254 cm), tiltable up to 70 kg

- The flat wallmount keeps the TV elegantly flat and space-saving on the wall with only 49 mm and can also be tilted up to 12°.
- Automatic Click-in & Easy Release - The mounting aid with spring lock for secure snap-in and release when hanging up the TV (no locking screws that have to be fixed manually) makes installation child's play.
- The integrated spirit level ensures easy alignment of the installation.
- suitable wall bracket for most flat and curved televisions of all popular brands (e.g. Samsung (also QLED and LED), Sony, Philips, LG) and sizes (e.g. 50", 55", 58", 65", 75", 85")
- Easy mounting and compatible with VESA standards 200x200, 300x200, 300x300, 400x200, 400x300, 400x400, 600x400, 800x400.

49930 Retail Box





Goobay Basic



TV wall mount Basic FULLMOTION (S)

for TVs from 23" to 42" (58-107 cm), fully mobile (swivel and tilt) up to 20 kg

- Optimum viewing angle and maximum flexibility through full mobility in tilt (up/down from +3° to -10°) and swivel (left/right by ±90°)
- The wallmount keeps the TV in the position with only 44 mm elegantly flat and space-saving on the wall and can be extended up to 192 mm to achieve the optimal viewing angle.
- The perfect mounting option for small appliances in niches or above wall units such as in the kitchen or bedroom.
- suitable wall bracket for most TV sets of all popular brands (e.g. Samsung (also QLED and LED), Sony, Philips, LG) and sizes (e.g. 24", 27", 32", 40")
- Easy mounting and compatible with VESA standards 75x75, 100x100, 100x150, 150x100, 150x150, 200x100, 200x200



49713 Retail Box



Goobay Basic


TV wall mount Basic FULLMOTION (S)

for TVs from 23" to 42" (58-107 cm) , fully movable double arm joint (swivel and tilt) up to 15 kg

- Optimum viewing angle and maximum flexibility through full mobility in tilt (up/down from +3° to -10°) and swivel (left/right by ±90°)
- The wallmount keeps the TV in the position with only 44 mm elegantly flat and space-saving on the wall and can be extended up to 282 mm to achieve the optimal viewing angle.
- The perfect mounting option for small appliances in niches or above wall units such as in the kitchen or bedroom.
- suitable wall bracket for most TV sets of all popular brands (e.g. Samsung (also QLED and LED), Sony, Philips, LG) and sizes (e.g. 24", 27", 32", 40")
- Easy mounting and compatible with VESA standards 75x75, 100x100, 100x150, 150x100, 150x150, 200x100, 200x200.



49714 Retail Box



Goobay Basic

TV wall mount Basic FULLMOTION (S)

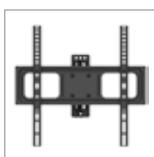
for TVs from 23" to 42" (58-107 cm) , fully movable double arm joint (swivel and tilt) up to 20 kg

- Optimum viewing angle and maximum flexibility through full mobility in tilt (up/down from +3° to -10°) and swivel (left/right by ±90°)
- The wallmount keeps the TV in the position with only 44 mm elegantly flat and space-saving on the wall and can be extended up to 320 mm to achieve the optimal viewing angle.
- The perfect mounting option for small appliances in niches or above wall units such as in the kitchen or bedroom.
- suitable wall bracket for most TV sets of all popular brands (e.g. Samsung (also QLED and LED), Sony, Philips, LG) and sizes (e.g. 24", 27", 32", 40")
- Easy mounting and compatible with VESA standards 75x75, 100x100, 100x150, 150x100, 150x150, 200x100, 200x200.



49715 Retail Box





Goobay Basic

TV wall mount Basic FULLMOTION (M)

for TVs from 32" to 55" (81-140 cm), fully mobile (swivel and tilt) up to 35 kg

- Optimum viewing angle and maximum flexibility through full mobility in tilt (up/down from +10° to -15°) and swivel (left/right by ±90°)
- The wall mount keeps the TV in the position with only 63 mm elegantly flat and space-saving on the wall and can be extended up to 427 mm to achieve the optimal viewing angle.
- The integrated cable management system ensures order and protection of the connection cables.
- suitable wall bracket for most flat and curved televisions of all popular brands (e.g. Samsung (also QLED and LED), Sony, Philips, LG) and sizes (e.g. 32", 40", 43", 49", 50", 55")
- Easy mounting and compatible with VESA standards 200x200, 300x300, 400x200, 400x400.

49744 Retail Box



Goobay Basic

TV wall mount Basic FULLMOTION (L)

for TVs from 37" to 70" (94-178 cm), fully mobile (swivel and tilt) up to 35 kg

- Optimum viewing angle and maximum flexibility through full mobility in tilt (up/down from +10° to -15°) and swivel (left/right by ±90°)
- The wallmount keeps the TV in the position with only 63 mm elegantly flat and space-saving on the wall and can be extended up to 427 mm to achieve the optimal viewing angle.
- The integrated cable management system ensures order and protection of the connection cables.
- suitable wall bracket for most flat and curved TVs of all popular brands (e.g. Samsung (also QLED and LED), Sony, Philips, LG) and sizes (e.g. 40", 43", 49", 50", 55", 58", 65")
- Easy mounting and compatible with VESA standards 200x200, 300x300, 400x200, 400x400, 600x400.

49745 Retail Box



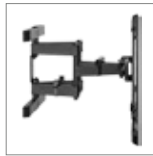


Goobay Pro

TV wall mount Pro FULLMOTION (L)

for TVs from 37" to 70" (94-178 cm), fully mobile (swivel and tilt) up to 60 kg

- Optimum viewing angle and maximum flexibility through full mobility in tilt (up/down from +3° to -15°) and swivel (left/right by ±60°)
- The wallmount keeps the TV in the position with only 77 mm elegantly flat and space-saving on the wall and can be extended up to 428 mm to achieve the optimal viewing angle.
- Adjustable scissor arm joint supports the extension and stabilizes the movement.
- The integrated cable management system ensures order and protection of the connection cables.
- suitable wall bracket for most flat and curved TVs of all popular brands (e.g. Samsung (also QLED and LED), Sony, Philips, LG) and sizes (e.g. 40", 43", 49", 50", 55", 58", 65")
- Easy mounting and compatible with VESA standards 200x200, 300x200, 300x300, 400x200, 400x300, 400x400, 600x400.



49932 Retail Box

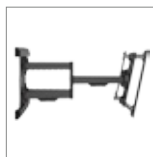


Goobay Pro

TV wall mount Pro FULLMOTION (L) wide Range

for TVs from 37" to 70" (94-178 cm), fully mobile (swivel and tilt) up to 70 kg

- The „Wide Range“ function offers up to 800 mm wall distance in the extended state and allows a tilt angle of up to ±90° due to the extended arm, even with large screen sizes.
- Optimum viewing angle and maximum flexibility through full mobility in tilt (up/down from +3° to -15°) and swivel (left/right by ±90°)
- Adjustable scissor arm joint supports the extension and stabilizes the movement sequence.
- Wallmount with management system ensures order and protection of the connection cables.
- suitable wall bracket for most flat and curved TVs of all popular brands (e.g. Samsung (also QLED and LED), Sony, Philips, LG) and sizes (e.g. 40", 43", 49", 50", 55", 58", 65")
- Easy mounting and compatible with VESA standards 200x100, 200x200, 300x200, 300x300, 400x200, 400x300, 400x400, 600x400 .



49935 Retail Box



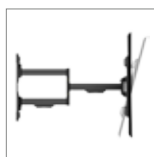


Goobay Pro


TV wall mount Pro FULLMOTION (XL)

for TVs from 43" to 100" (109-254 cm), fully mobile (swivel and tilt) up to 60 kg

- Optimum viewing angle and maximum flexibility through full mobility in tilt (up/down from +3° to -15°) and swivel (left/right by ±60°)
- The wallmount keeps the TV in the position with only 77 mm elegantly flat and space-saving on the wall and can be extended up to 428 mm to achieve the optimal viewing angle.
- Adjustable scissor arm joint supports the extension and stabilizes the movement.
- The integrated cable management system ensures order and protection of the connection cables.
- suitable wall bracket for most flat and curved televisions of all popular brands (e.g. Samsung (also QLED and LED), Sony, Philips, LG) and sizes (e.g. 50", 55", 58", 65", 75", 85")
- Easy mounting and compatible with VESA standards 300x200, 300x300, 400x200, 400x300, 400x400, 600x400, 800x400.



49746 Retail Box



Goobay OLED

TV wall mount OLED FULLMOTION (L)

especially for OLED TVs from 37" to 70" (94-178 cm), fully movable (swivel and tilt) up to 30 kg

- Optimum viewing angle and maximum flexibility through full mobility in tilt (up/down from +5° to -8°) and swivel (left/right by ±60°)
- The wallmount keeps the TV in the position with only 50 mm elegantly flat and space-saving on the wall and can be extended up to 510 mm to achieve the optimal viewing angle.
- Adjustable scissor arm joint supports the extension and stabilizes the movement.
- The removable VESA plate allows quick and easy installation.
- suitable wall bracket for most flat and curved TVs of all popular brands (e.g. Samsung, Sony, Philips, LG) and sizes (e.g. 40", 43", 49", 50", 55", 58", 65")
- Easy mounting and compatible with VESA standards 200x100, 200x200, 300x200, 300x300, 400x200, 400x300, 400x400, 600x400.



49956 Retail Box





Goobay Basic
Speaker mount universal

universal speaker holder for wall mounting, (swivel and tilt) for speakers up to max. 3.5 kg

- Elegant and compact, the wall mount offers a secure hold and a variety of adjustment options.
- Ideal for surround and HiFi systems. Universally applicable for all speakers with a weight of up to 3.5 kg.
- Optimal and easy (tool-free) alignment due to the fine head joint (can be tilted up to 20° and tilted 70°).
- The speaker is mounted to the bracket using the screw points in the speaker. The wall mounting screws of the bracket disappear elegantly behind the cover.
- suitable for speakers of all popular brands (e.g. Bose, B&O, Canton, Harman-Kardon, LG, Magnat, Philips, Pioneer, Samsung, Sony, Teufel, Yamaha)

black	49393	Retail Box
white	49394	Retail Box



New length!



Goobay Series 1.4

High Speed HDMI™ 90° Cable with Ethernet

HDMI™ male (type A) > HDMI™ male (Type A) 90°


- 4K Resolution 30Hz, 3D Resolution (1920x1080p 24Hz)
- integrated Ethernet channel saves additional network or audio cables
- one-sided angled connector (90°)
- supported color space YCC-601, Adobe RGB, Adobe YCC-601
- Data rate max. 8,16 Gbit/s (340 MHz × 8 bit × 3)



0.50 m 44906 Bulk



New length!



Goobay Series 1.4

High Speed HDMI™ 270° Cable with Ethernet

HDMI™ male (type A) > HDMI™ male (Type A) 270°

- 4K Resolution 30Hz, 3D Resolution (1920x1080p 24Hz)
- integrated Ethernet channel saves additional network or audio cables
- one-sided angled connector (270°)
- supported color space YCC-601, Adobe RGB, Adobe YCC-601
- Data rate max. 8,16 Gbit/s (340 MHz × 8 bit × 3)



0.50 m 44907 Bulk





Goobay

Charger with 1.5 m USB-C™ connection cable 3.0 A (15W) black

- Power supply for many small devices like Smartphone, Tablet or even small PCs (Raspberry Pi), which are charged or operated via a USB-C™ connection.
- enables fast charging or operation directly at the socket
- universally suitable for devices such as smartphones or tablets that are charged via USB or as a power supply unit for supplying power to devices via USB
- compatible for many manufacturers like Apple iPhone or iPad, Samsung Galaxy series, Sony, Huawei, LG, Xiaomi, Raspberry Pi.
- The integrated electronics protect against overload, overheating and short-circuit, thus providing optimum safety.
- Power supply unit with 100-240V input voltage range can also be used abroad.

45040 Retail Polybag



Goobay

Micro USB charger 3.0 A

Power supply for many devices with Micro-USB connection such as Smartphones

- allows for a quick charge directly at the socket
- voltage of 100 V - 240 V also allows for use abroad
- 1.5 m charger cable for a sufficient range of movement
- overload and short circuit protection

49603 Retail Polybag



New length!



Goobay

USB-C™ charging and sync cable

for devices with a USB-C™ connection; black

- High-speed charging with a maximum of 3 A
- Flexible 2 m cable for sufficient reach
- USB 2.0 cable for synchronising and charging
- High-speed data transfers of up to 480 Mbps
- USB-C™ connector can be used on both ends

2.00 m 51243 Retail Polybag



New length!



Goobay

USB-C™ charging and sync cable

for devices with a USB-C™ connection; white

- High-speed charging with a maximum of 3 A
- Flexible 2 m cable for sufficient reach
- USB 2.0 cable for synchronising and charging
- High-speed data transfers of up to 480 Mbps
- USB-C™ connector can be used on both ends

2.00 m 51244 Retail Polybag



Everki
ContemPRO 117

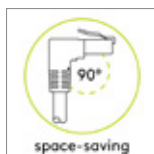
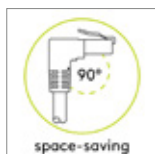
Laptop Backpack with Gaming Console Sleeve, fits up to 18-inch



- Spacious storage compartment
- 5-point balance strap system
- Easy-lift dual handles
- Water-resistant weather cover
- Ergonomic back panel and shoulder straps
- Quick-access pocket
- 30 year warranty on materials and workmanship



Devices Suitable Max	Weight	Width x Height x depth	
18 (7.1")	1280 g	420 x 530 x 220 mm	51507 Bulk



max. bandwidth	250 MHz
Specification	CAT 6
Cable type	round cable
Inner conductor material	CCA (copper-clad aluminium)
AWG	25/7 (stranded)
Shielding class	U/UTP
Material cable sheath	PVC
Cable sheath diameter (approx.)	5.9 mm
Kink protection	both sides
Connection, type	RJ45 male 90° (8P8C)
Connection, shielding	no
Connection 2, type	RJ45 male (8P8C)
Connection, contact material	gold-plated
Latch protection	unilaterally
Contacting	EIA/TIA-568B



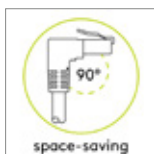
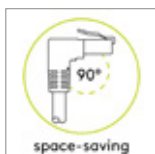
Cable length	black	white
	Bulk	Bulk
0.25 m	51513	51520
0.50 m	51514	51521
1.00 m	51515	51522
2.00 m	51516	51523
3.00 m	51517	51524
5.00 m	51518	51525
10.00 m	51519	51526

Goobay

CAT 6 patchcable 1x 90°angled, U/UTP

latch on top, CCA copper mixture

- unshielded LAN/network cable to connect network components with 2 x RJ45 connectors
- RJ45 plug straight to RJ45 plug angled, ideal solution for minimal space
- with gold plated PINs
- slimline strain relief
- Latch protection and length indication on straight plug
- suitable for Power over Ethernet (PoE/PoE+)



max. bandwidth	250 MHz
Specification	CAT 6
Cable type	round cable
Inner conductor material	CU (copper)
AWG	28/7 (stranded)
Shielding class	S/FTP (PiMF)
Number of shieldings	2 x
Type 1, shielding	foil (alu) PiMF
Type 2, shielding	braid (alu) overall shield
Material cable sheath	LSZH
Cable sheath diameter (approx.)	6 mm
LSZH compliant	yes
Kink protection	both sides
Connection, type	RJ45 male 90° (8P8C)
Connection, shielding	yes
Connection 2, type	RJ45 male (8P8C)
Connection, contact material	gold-plated 1µ
Latch protection	unilaterally
Contacting	EIA/TIA-568B



Cable length	black	white
	Bulk	Bulk
0.25 m	51541	51548
0.50 m	51542	51549
1.00 m	51543	51550
2.00 m	51544	51551
3.00 m	51545	51552
5.00 m	51546	51553
10.00 m	51547	51554

Goobay


CAT 6 patchcable 1x 90°angled, S/FTP (PiMF)

latch on top, LSZH halogen-free, copper

- double shielded LAN/network cable to connect network components with 2 x RJ45 connectors
- pairs screening: PiMF (pairs in metal foil) + outer shield: braiding
- RJ45 plug straight to RJ45 plug angled, ideal solution for minimal space
- with gold plated PINs
- slimline strain relief
- Latch protection and length specification on straight plug
- suitable for Power over Ethernet (PoE/PoE+)



max. bandwidth	500 MHz
Specification	CAT 6A
Cable type	round cable
Inner conductor material	CCA (copper-clad aluminium)
AWG	24/7 (stranded)
Shielding class	U/UTP
Material cable sheath	PVC
Cable sheath diameter (approx.)	5.9 mm
LSZH compliant	yes
Kink protection	both sides
Connection, type	RJ45 male 90° (8P8C)
Connection 2, type	RJ45 male (8P8C)
Connection, contact material	gold-plated
Latch protection	unilaterally
Contacting	EIA/TIA-568B



Cable length	black	white
	Bulk	Bulk
0.25 m	51527	51534
0.50 m	51528	51535
1.00 m	51529	51536
2.00 m	51530	51537
3.00 m	51531	51538
5.00 m	51532	51539
10.00 m	51533	51540

Goobay

CAT 6A patchcable 1x 90°angled, U/UTP

latch on top, CCA copper mixture

- unshielded LAN/network cable to connect network components with 2 x RJ45 connectors
- RJ45 plug straight to RJ45 plug angled, ideal solution for minimal space
- with gold plated PINs
- slimline strain relief
- Latch protection and length indication on straight plug
- suitable for Power over Ethernet (PoE/PoE+)



max. bandwidth	500 MHz
Specification	CAT 6A
Cable type	round cable
Inner conductor material	CU (copper)
AWG	27/7 (stranded)
Shielding class	S/FTP (PiMF)
Number of shieldings	2 x
Type 1, shielding	foil (alu) PiMF
Type 2, shielding	braid (alu) overall shield
Material cable sheath	LSZH
Cable sheath diameter (approx.)	6 mm
Kink protection	both sides
Connection, type	RJ45 male 90° (8P8C)
Connection, shielding	yes
Connection 2, type	RJ45 male (8P8C)
Connection, contact material	gold-plated 3µ
Latch protection	unilaterally
Contacting	EIA/TIA-568B



Cable length	black	white
	Bulk	Bulk
0.25 m	51555	51562
0.50 m	51556	51563
1.00 m	51557	51564
2.00 m	51558	51565
3.00 m	51559	51566
5.00 m	51560	51567
10.00 m	51561	51568

Goobay

CAT 6A patchcable 1x 90°angled, S/FTP (PiMF)

latch on top, LSZH halogen-free, copper

- double shielded LAN/network cable to connect network components with 2 x RJ45 connectors
- wire pair shielding: PiMF (pairs in metal foil) + overall shielding: braiding
- RJ45 plug straight to RJ45 plug angled, ideal solution for minimal space
- with gold-plated contact surfaces (PINs)
- Slimline cable bend relief
- Latch protection and length indication on straight connector
- suitable for Power over Ethernet (PoE/PoE+)



Duracell ProCell

- batteries with a longer life, specially designed for professional use
- the Procell batteries are the official successors of the Duracell „Industrial Series“
- excellent corrosion resistance
- reliable performance even after 7 years of storage
- design, safety, production and acceptance follow the strict battery standards
- areas of application: flashlights, flashlights, safety devices (such as gas and smoke detectors), security keypads, motion sensors, microphones & communication devices, telemetering devices & measuring instruments, medical instruments

- *Price for 1 box (10 batteries). Minimum order quantity 10 boxes (100 batteries)

LR03/AAA (Micro) (MN2400)

alkaline manganese battery, 1.5 V
44.5 x 10.5 mm



52704

10 pcs. in box

LR6/AA (Mignon) (MN1500)

alkaline manganese battery, 1.5 V
50.5 x 14.5 mm



52705

10 pcs. in box

- *Price for 1 box (10 batteries). Minimum order quantity 5 boxes (50 batteries)

LR14/C (Baby) (MN1400)

alkaline manganese battery, 1.5 V
50 x 26.2 mm



52706

10 pcs. in box

LR20/D (Mono) (MN1300)

alkaline manganese battery, 1.5 V
61.5 x 34.2 mm



52707

10 pcs. in box

6LR61/6LP3146/ 9V Block (MN1604)

alkaline manganese battery, 9 V
26.5 x 17.5 x 48.5 mm



52708

10 pcs. in box

Goobay

PS5 Controller Dual Charging Station

for up to two PS5 DualSense™ controllers, with charging indicator and USB-C™ charging cable



- Charging station especially for PlayStation 5 DualSense™ controllers, charges up to 2 controllers simultaneously
- Connects directly to the USB port of the PS5 console or any USB power supply (5 V, 2 A)
- Secure storage of the PS5 controllers when they are not being used to play with the PlayStation 5
- The charging status is indicated by changing colour LEDs: red = charging / blue = charged
- Input: 5 V (DC), 2 A; Output per USB-C™ plug: 5 V (DC), 0.55 A; charging time approx. 3-4 hours
- Includes: 1 m long, removable USB-C™ charging cable
- With scratch-resistant and non-slip rubber feet for a secure stand



52765 Retail Box

