



Gotcha!

Don't give burglars a chance.



Goobay

LED floodlight, Slim Classic

lighting solution for building entrances, garages, carports and access paths

- extremely flat shape and high energy efficiency
- very long service life, thanks to integrated, non-removable LED light source
- characterised by bright, neutral white light with large beam angle of 120°
- IP65 – suitable for outdoor use (-25–40°C)
- robust aluminium housing protects against weather
- adjustable mounting bracket for wall mounting and approx. 30 cm connection cable with end splices

Operating voltage	230 V (AC)
Luminous color	classic white
Color temperature	4000 K
Beam Angle	120 °


50 W	39009	Retail Box	210 x 180 x 30 mm	corresponds light bulb 290 W	4000 Lm
100 W	39010	Retail Box	280 x 250 x 35 mm	corresponds light bulb 580 W	8000 Lm



Goobay

LED floodlight, 50 W, Slim Design

modern lighting solution for building entrances, garages, carports and access paths



- extremely flat shape, ultramodern design and high energy efficiency
- very long service life, thanks to integrated, non-removable LED light source
- characterised by very bright, neutral white light with large beam angle of 110°
- IP65 – suitable for outdoor use (-40–50°C)
- shock-resistant aluminium die-cast housing and safety glass protect against the weather
- very stable, adjustable mounting bracket for wall mounting and approx. 30 cm connection cable with end splices

Operating voltage	230 V (AC)
Luminous color	classic white
Color temperature	4000 K
Beam Angle	110 °

50 W	38705	Retail Box	205 x 46 x 146 mm	corresponds light bulb 290 W	4000 Lm
------	-------	------------	-------------------	------------------------------	---------



Goobay

LED floodlight, 50 W, Slim Classic, with motion sensor

lighting solution with PIR sensor for building entrances, garages, carports and access paths



- extremely flat shape and high energy efficiency
- very long service life, thanks to integrated, non-removable LED light source
- characterised by bright, neutral white light with large beam angle of 120°
- IP44 – splashproof (-25–40°C)
- robust aluminium housing protects against weather
- adjustable mounting bracket for wall mounting and approx. 30 cm connection cable with end splices
- PIR detection range: max. 8 m at 100° angle, adjustable off-delay (10–300 sec.), light sensitivity (3–2000 lx) and range

Operating voltage	230 V (AC)
Luminous color	classic white
Color temperature	4000 K
Beam Angle	120 °


50 W	39014	Retail Box	210 x 254 x 30 mm	corresponds light bulb 290 W	4000 Lm
------	-------	------------	-------------------	------------------------------	---------



Goobay

LED floodlight, 50 W, Slim Design, with motion sensor

modern lighting solution with PIR sensor for building entrances, garages, carports and access paths



- extremely flat shape, ultramodern design and high energy efficiency
- very long service life, thanks to integrated, non-removable LED light source
- characterised by very bright, neutral white light with large beam angle of 110°
- IP64 – dustproof and splash-proof (-40–50°C)
- shock-resistant aluminium die-cast housing and safety glass protect against the weather
- very stable, adjustable mounting bracket for wall mounting and approx. 30 cm connection cable with end splices
- PIR detection range: max. 10 m at 110° angle, adjustable off-delay (20–420 sec.) and light sensitivity (20–2000 lx)

Operating voltage	230 V (AC)
Luminous color	classic white
Color temperature	4000 K
Beam Angle	110 °

50 W	38709	Retail Box	205 x 52 x 146 mm	corresponds light bulb 290 W	4000 Lm
------	-------	------------	-------------------	------------------------------	---------



Goobay

LED solar wall light with a motion sensor, 1.5 W

lighting solution for entrances, carports & staircases

- trendy new flow line design & lovely lighting effect
- no energy costs — maximum energy efficiency (A++) thanks to 0.7 Wp polycrystalline silicon solar panel
- intelligent PIR sensor — 3 modes, switches on at =30 lux
- very bright light - innovative LEDs (SMD2835, 12x front, 2x back)
- firmly integrated, long-lasting Li-ion battery (18650), 3.7 V/1200 mAh
- IP65 — perfect protection in all weathers (-20~50°C)
- ABS + PC + anti-UV material — long-lasting & shape-retaining

Operating voltage	3.7 V (DC)
Beam Angle	90 °
Dimensions	144,5 x 96 x 79 mm

white	45802	Retail Box	classic white	4000 K	replaced 24 W	220 lm
-------	-------	------------	---------------	--------	---------------	--------



Goobay

LED solar wall light with a motion sensor, 3.2 W

Lighting solution for entrances, carports & staircases

- trendy new flow line design & lovely lighting effect
- no energy costs — maximum energy efficiency (A++) thanks to 2.3 Wp monocrystalline silicon solar panel
- intelligent PIR sensor — 4 modes, switches on at =30 lux
- very bright light - innovative LEDs (SMD2835, 28x front, 2x back)
- replaceable, long-lasting Li-ion battery (18650), 3.7 V/2000 mAh
- IP65 - perfect protection in all weathers (-20~50°C)
- ABS + PC + anti-UV material — long-lasting & shape-retaining

Operating voltage	3.7 V (DC)
Beam Angle	120 °
Ddimensions	212 x 140 x 109,2 mm

black	45807	Retail Box	classic white	4000 K	replaced 38 W	400 lm
white	45808	Retail Box	classic white	4000 K	replaced 38 W	400 lm



Goobay

LED solar wall light with a motion sensor, 3.2 W

Lighting solution for entrances, carports & staircases

- trendy new flow line design & lovely lighting effect
- no energy costs — maximum energy efficiency (A++) thanks to 2.3 Wp monocrystalline silicon solar panel
- intelligent PIR sensor — 4 modes, switches on at =30 lux
- very bright light - innovative LEDs (SMD2835, 28x front, 2x back)
- replaceable, long-lasting Li-ion battery (18650), 3.7 V/2000 mAh
- IP65 - perfect protection in all weathers (-20~50°C)
- ABS + PC + anti-UV material — long-lasting & shape-retaining

Operating voltage	3.7 V (DC)
Beam Angle	90 °
Dimensions	300 x 215 x 35 mm

black	55488	Retail Box	classic white	4000 K	replaced 82 W	1080 lm
-------	-------	------------	---------------	--------	---------------	---------





Operating voltage	230 V (AC)
Beam Angle	100 °
Dimensions	145 x 332 x 57 mm

Goobay

LED outdoor floodlight with a ground spike, 20 W

lighting solution for building entrances, access paths, gardens etc.

- LED technology for maximum energy efficiency (A+)
- very long service life, thanks to integrated, non-removable LED light source
- shock-resistant and die-cast housing that does not require maintenance
- suitable for outdoor use (IP65)
- minimal heat build-up, no risk of injury
- adjustable mounting bracket for wall mounting or fixing on a stand
- cable length 1.4 m

59004 Retail Box cool white 6500 K replaced 105 W 1650 Lm



Goobay

LED flashlight Super Bright 1500

ideal for work, leisure, sports, camping, fishing, hunting and roadside assistance

- super bright 20 W Cree XHP50.2 high-performance LED
- 1500 lm with a lighting range of up to 300 m
- protected against heavy rain and brief immersion underwater in accordance with IPX7
- 3 light modes: 100% light, 20% light and SOS; can be set by gently pressing a button
- lamp head with focus ring for continuously adjusting the light beam
- corrosion-resistant aluminium housing and practical wrist strap
- battery-operated (6x AA, not included in delivery)



44559 Retail Blister



Goobay

LED flashlight High Bright 300

ideal for leisure, sports, camping, fishing, hunting and roadside assistance

- very bright 5 W Cree XPG2 high-performance LED
- 300 lm with a lighting range of up to 150 m
- splash-proof protection in accordance with IPX4
- 3 light modes: 100% light, 20% light and SOS; can be set by gently pressing a button
- lamp head with focus ring for continuously adjusting the light beam
- corrosion-resistant aluminium housing and practical wrist strap
- battery-operated (3x AAA, not included in delivery)



44560 Retail Blister



A



Goobay

LED headlamp High Bright 240

ideal for leisure, sports, camping, fishing, hunting and roadside assistance

- high brightness of 240 lumens, light range up to 100 m, and low weight for high wearing comfort
- 7 light modes: right switch – 100% spotlight & white floodlight (lighting duration about 2 hour), 100% spotlight (about 4 hours), 50% spotlight (about 7 hours) and stroboscopic spotlight (about 5 hours);
- left switch – 100% white floodlight, 100% red floodlight, 100% green floodlight (lighting duration for each mode about 3.5 hours)
- with practical additional functions: hook for hanging up, whistle for emergencies and red rear safety light with 2 light modes (continuous light, flashing light)
- splash-proof protection in accordance with IPX4
- adjustable headband and headlamp tiltable up to 65 degrees to perfectly light up the route
- battery-operated: 3 x AAA (LR03, not included in delivery) and 1 x CR2032 (3-V lithium battery, included in delivery)

66518 Retail Box



Goobay

AC power strip splash-proof

3 safety sockets with protective covers suitable, for outdoor use

- stable housing with robust frame and loops for wall mounting
- with protective covers and illuminated ON/OFF switch
- childproof / earth clips
- straight safety plug
- 45° rotated socket outlets
- protection class IP44



3.00 m 45193 Sleeve





Goobay

Two-way garden socket with remote control

specially developed for outdoor use – IP 44 splash-proof protection with remote control

- remote-controlled socket
- double outlet with practical protective hinged lids
- robust and splash-proof in accordance with protection class IP 44
- power on/off at the socket
- ground anchor for attachment at the ground
- includes 2 m power cable for power supply

76779 Retail Box



Goobay

Two-way garden socket with timer

specially developed for outdoor use – IP 44 splash-proof protection with timer

- precisely program the outlet using an analogue timer
- double socket with practical protective hinged lids
- robust and splash-proof in accordance with protection class IP 44
- can be switched to continuous operation
- ground anchor for attachment at the ground
- includes 2 m power cable for power supply

55942 Retail Box



Goobay

Four-way garden socket

specially developed for outdoor use – IP 44 splash-proof protection

- 2x double socket with practical protective hinged lids
- robust and splash-proof in accordance with protection class IP 44
- ground anchor for attachment at the ground
- includes 2 m power cable for power supply

55943 Retail Box





Goobay

Analogue timer IP44

controls electronic devices easily and precisely; even in outdoor areas

- turns devices on or off in 30-minute intervals up to 48 times a day

1 pc.	73289	Retail Box
2 pcs.	55547	Retail Box
3 pcs.	55548	Retail Box



Goobay

Mechanical timer

controls electronic devices easily and precisely

- turns devices on or off in 15-minute intervals up to 96 times a day
- switch offers the possibility of continuous operation
- with control LED

1 pc.	51276	Retail Box
2 pcs.	55538	Retail Box
3 pcs.	55539	Retail Box
5 pcs.	55540	Retail Box



Goobay

Analogue timer

controls electronic devices easily and precisely

- turns devices on or off in 30-minute intervals up to 48 times a day
- switch offers the possibility of continuous operation

59038	Retail Box
-------	------------





Goobay

IP44 digital timer

controls electronic devices precisely and conveniently; even outdoors

- perfect for recurring tasks such as blinds, aquariums and billboards
- 10 timer programs with 1-minute steps
- 16 different weekday combinations
- 12-hour or 24-hour time display
- childproof socket
- possibility of continuous operation
- incl. back-up battery for approx. four days, no reprogramming required after power outage or removal from the socket

1 pc.	51301	Retail Box
2 pcs.	55545	Retail Box
3 pcs.	55546	Retail Box



Goobay

Digital timer

controls electronic devices precisely; inconspicuous design

- perfect for recurring tasks such as blinds, aquariums and billboards
- 10 timer programs with 1-minute steps
- 16 different weekday combinations
- 12-hour or 24-hour time display
- childproof socket
- possibility of continuous operation
- incl. back-up battery for approx. four days, no reprogramming required after power outage or removal from the socket



1 pc.	93256	Retail Box
2 pcs.	55541	Retail Box
3 pcs.	55542	Retail Box



Goobay


Digital timer

controls electronic devices precisely and conveniently

- perfect for recurring tasks such as blinds, aquariums and billboards
- 10 timer programs with 1-minute steps
- 16 different weekday combinations
- 12-hour or 24-hour time display
- childproof socket
- possibility of continuous operation
- incl. back-up battery for approx. four days, no reprogramming required after power outage or removal from the socket

1 pc.	51277	Retail Box
2 pcs.	55543	Retail Box
3 pcs.	55544	Retail Box





Goobay

PIR motion sensor

surface-mounted wall mounting; 180 ° detection, 12 m range, outdoor use (IP44), suitable for LEDs

- especially usable for outdoor lighting, lamps, LEDs, etc.
- accurate detection of people and animals in darkness or twilight
- rotatable and tiltable sensor for optimal corner to corner detection
- designed for easy and quick on-wall mounting
- splash-proof thanks to protection class IP44

black	96000	Retail Box
white	95174	Retail Box



Goobay

PIR motion sensor

surface-mounted wall mounting; 180° detection, 12 m range, outdoor use(IP44), suitable for LEDs

- especially usable for outdoor lighting, lamps, LEDs, etc.
- accurate detection of people and animals in darkness or twilight
- rotatable and tiltable sensor for optimal corner to corner detection
- designed for easy and quick on-wall mounting
- splash-proof thanks to protection class IP44

black	96001	Retail Box
white	95175	Retail Box



Goobay

Hallway PIR/Acoustic motion sensor

flush-mounted wall mounting; 160° detection, 9 m range, indoor use (IP20), suitable for LEDs

- sensor reacts on movement, as well as on sound/noise
- especially designed for in-house/hallway lighting, lamps, LEDs, etc.
- accurate detection of people and animals in darkness or twilight
- designed for easy and fast flush-mounting

95171	Retail Box
-------	------------





Goobay

PIR motion sensor

flush-mounted wall mounting; 160° detection, 9 m range, indoor use (IP20), suitable for LEDs

- especially designed for in-house/hallway lighting, lamps, LEDs, etc.
- accurate detection of people and animals in darkness or twilight
- designed for easy and fast flush-mounting

96005 Retail Box



Goobay

PIR motion sensor

flush-mounted ceiling mounting; 360° detection, 8 m range, indoor use (IP20), suitable for LEDs

- especially designed for indoor lighting, lamps, LEDs, etc.
- accurate detection of people and animals in darkness or twilight
- multi adjustable sensor for optimal detection setup
- designed for the easy and quick ceiling flush-mounting

71362 Retail Box




Goobay

PIR motion sensor

flush-mounted ceiling mounting; 360° detection, 6 m range, indoor use (IP20), suitable for LEDs

- especially designed for indoor lighting, lamps, LEDs, etc.
- accurate detection of people and animals in darkness or twilight
- multi adjustable sensor for optimal detection setup
- designed for the easy and quick ceiling flush-mounting

95173 Retail Box



Goobay

PIR motion sensor

flush-mounted ceiling mounting; 360° detection, 6 m range, indoor use (IP20), suitable for LEDs

- miniaturisation allows almost invisible mounting in raised or cavity ceilings/lamps
- especially designed for indoor lighting, lamps, LEDs, etc.
- accurate detection of people and animals in darkness or twilight
- multi adjustable sensor for optimal detection setup
- designed for the easy and quick ceiling flush-mounting

96006 Retail Box




Goobay

PIR motion sensor

surface-mounted ceiling mounting; 360° detection, 6 m range, indoor use (IP20), suitable for LEDs



- especially designed for indoor lighting, lamps, LEDs, etc.
- accurate detection of people and animals in darkness or twilight
- multi adjustable sensor for optimal detection setup
- designed for the easy and quick ceiling mounting



95172 Retail Box




Goobay

PIR motion sensor

flush-mounted ceiling mounting; 360° detection, 6 m range, indoor use (IP20), suitable for LEDs; triple infrared



- triple sensor for more range and extra accurate detection
- especially designed for indoor lighting, lamps, LEDs, etc.
- accurate detection of people and animals in darkness or twilight
- multi adjustable sensor for optimal detection setup
- designed for the easy and quick ceiling mounting



96007 Retail Box



Goobay

Microwave motion sensor

Flush mounting; 360° detection, 8 m range, indoor use (IP20), suitable for LEDs



- miniaturisation allows almost invisible mounting in raised or cavity ceilings/lamps
- high frequency sensors detect movements even through glass, wood, plasterboard walls, etc.
- especially usable for indoor lighting, lamps, LEDs, etc.
- accurate detection of people and animals in darkness or twilight
- multi adjustable sensor for optimal detection setup
- designed for the easy and quick flush-mounting

96011 Retail Box





Goobay LED ceiling Light

with motion sensor; 360 ° detection, 6 m range, indoor use (IP20), integrated LEDs warm white

- warm-white light with 2,700 K provides high energy savings compared to standard lamps
- integrated infrared sensor precisely detects people/animals in darkness or twilight
- easy and ideal sensor setup, thanks to adjustable sensitivity and switch-off time
- designed for surface mounting in hallways, hallway, corridors, stairways, bathrooms, etc.

71360 Retail Box



Goobay Compact LED night light with motion detector

indoor use (IP20), 120 ° detection, 9 m range, cool white

- easy-to-use and child-friendly plug-in light via euro socket
- automatic shut-off after no further motion is detected
- preset sensitivity, range, and switch-off time

96501 Retail Box



Goobay LED night light with motion detector

indoor use (IP20), 120 ° detection, 9 m range, cool white

- easy-to-use and child-friendly plug-in light via euro socket
- automatic shut-off after no further motion is detected
- preset sensitivity, range, and switch-off time

96500 Retail Box





Goobay

Set of 3 lamp sockets E27 with radio remote control

ideal for storerooms, attics, cellars, garages, hallways and stairwells

- no installation required – immediately ready for use
- works through doors, glass, thin walls and furniture
- independently switch the three lamp sockets on and off via radio remote control (battery LR23 not included in the delivery)
- can be combined with three E27 LEDs (max. 20 W), energy-saving lights (max. 20 W) or lightbulbs (max. 60 W)
- max. detection range 30 m (in open spaces), 360° coverage angle
- transmission frequency: 433.92 MHz



55499 Retail Box



Goobay

E27 lamp socket with sound & light sensor

ideal for storerooms, attics, cellars, garages, hallways and stairwells

- no installation required – immediately ready for use
- automatic dimming function activation (<10 lux)
- automatically switches on when noise is detected (60 dB and higher), such as voices, clapping, footsteps and similar
- automatically switches off when the surroundings are silent, switch-off delay approximately 45 s
- can be combined with three E27 LEDs (max. 20 W), energy-saving lights (max. 20 W) or lightbulbs (max. 60 W)
- 360° coverage angle



55500 Retail Box



Goobay

E27 lamp socket with microwave & light sensor

ideal for storerooms, attics, cellars, garages, hallways and stairwells

- works through doors, glass panes and thin walls
- automatic function activation at dusk (≤ 3 lux)
- automatically switches on when motion is detected; adjustable detection sensitivity
- switch-off delay can be adjusted from 15 to 300 seconds
- functionality not impaired by high ambient temperatures (for example, in summer)
- can be combined with three E27 LEDs (max. 20 W), energy-saving lights (max. 20 W) or lightbulbs (max. 60 W)
- installation height: 2–3.5 m, detection range: 3–7 m, 360° coverage angle



55501 Retail Box

